

MADE IN ITALY



INDUSTRIAL range



K-MAX

Oil injected rotary screw compressors with direct drive transmission

Fixed speed
Variable speed
5.5-15 kW



NEW

K-MAX

A complete range from 5.5 to 15 kW: 2 sizes, more than 60 possible configurations



New LOGIN controller

All K-MAX models are equipped with the new LOGIN electronic controller with touch-screen display. In addition to full control of all compressor functions, it also stores the data on a specific memory card, so as to manage multiple compressors (up to 8 units, even different types) and for remote control via SMS Device 2.0 that can be matched to the control unit.



High efficiency with maximum energy savings

Fini engineered Direct drive transmission. Optimised component technology. Utilisation of high efficiency motors, drive and inverter technology.



Quiet operation

The very low operating speed air-ends along with the use of radial cooling fans allows K-MAX series compressors to achieve the lowest noise levels in the sector, between 62 and 67 dB(A).



Simplified maintenance

All of the routine service components are located in the most convenient and easily accessible position.



Compact design

The K-MAX series has been designed to offer maximum performance and highest reliability, in a compact space saving format.



Remote monitoring and preventive maintenance

The optional SMS 2.0 system allows the remote monitoring of the compressor and promptly informs the user or the assistance centre of the machine status, reporting any alarms or the need to perform maintenance operations.



Refrigerated dryer (optional)

Powered separately by the compressor and managed independently from the DMC35 controller, to obtain dry air.



2 Radial ventilation

Combines the highest cooling efficiency with reduced energy consumption and very low noise levels.

1 New LOGIN controller

3 Inverter

The latest generation inverter drive, allows for a controlled use of energy minimising CO₂ output and lowering energy costs.



K-MAX 5.5-15 with fixed or variable speed



4 Minimum pressure valve

Designed by Fini to guarantee low pressure losses and reduced energy consumption.

5 Air-oil combined heat exchanger

6 Intake regulator

Designed 'in house' by Fini, guaranteeing high efficiency, reduced noise levels and the highest reliability.



"In-house" air-ends

Fini air-ends are entirely designed and produced in our Italian factories and they are extremely reliable and efficient.

7 Direct drive transmission

Original Fini 1:1 design offering the highest efficiency and reliability.





The best technology, applied to compressed air.

The new 'Login' controller introduces new software capabilities to strengthen diagnostic functions, thereby guaranteeing excellent performance in all conditions. Login provides additional facilities including remote control and multi-compressor management.

Intelligent control

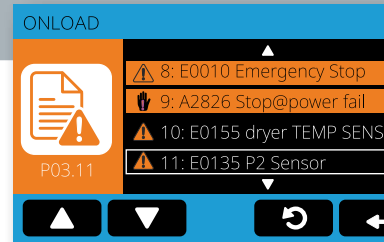
All of K-MAX's functions are entirely managed by the centralised Login electronic controller, which constantly monitors the compressors operation ensuring efficient and reliable operation of the machine in all conditions with customised functions to suit any application.

Always connected

During an irregular event within the machine, Login reports the presence of such and incident by creating an alert for the user, allowing for prompt operator intervention. The integrated connectivity with remote monitoring (optional), makes it possible to obtain complete information on the compressor status remotely.

Compressor rotation management

Thanks to the "ISC" system it is possible to simultaneously connect up to 8 different compressors (fixed and/or variable speed combinations), with "master-slave" logic. The system can also be used with other compressors not equipped with Login by using the optional modules suitable for specific compressors.



Exclusive design

Italian design, functionality, simple to use and with the latest generation technology all come together with the innovative Login controller. The touch-screen display and the icon-based menu make it extremely intuitive and easy to use.



Memory card slot

Login features a memory card slot which can be used to store compressor data and configurations and to transfer them to another control unit.



Multilanguage management

It is possible to select the local language from any of the 20 pre-installed languages.



Remote control

Allows a complete remote monitoring of the compressor.

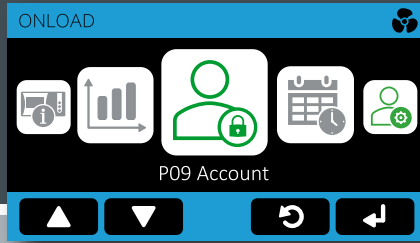
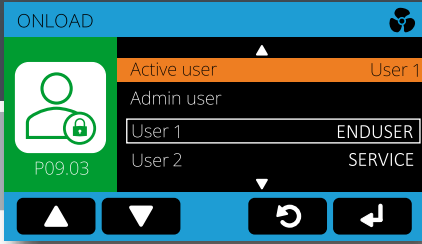


Multicolour display

All of the operational parameters are displayed on the large 4.3" colour screen which also displays graphs in real time (pressure, power, energy/time).



Designed for Industry 4.0



SMS 2.0

SMS 2.0 (Service Management System) is the innovative device (optional) to remotely access and perform preventive maintenance checks on any of the compressors fitted with a LOGIN controller.

Preventive and targeted maintenance

A LAN connection with Ethernet cable, SMS 2.0 allows e-mails to be sent automatically should an irregular event occur (up to 5 settable e-mail addresses). At the same time, it is possible to monitor the correct operation of the compressor and to check the scheduling for future maintenance interventions and checks.

SMS 2.0 is installed directly on the Login controller, at the rear.

code #005560002



Compressor remote control

- online compressor status control (view of temperature and pressure parameters);
- on/off control;
- view of events and alarms;
- view of remaining hours for maintenance;
- graphic view of analogue signals connected to the controller, in real time;
- no additional software is needed.



K-MAX

K-MAX VS: Maximum energy efficiency



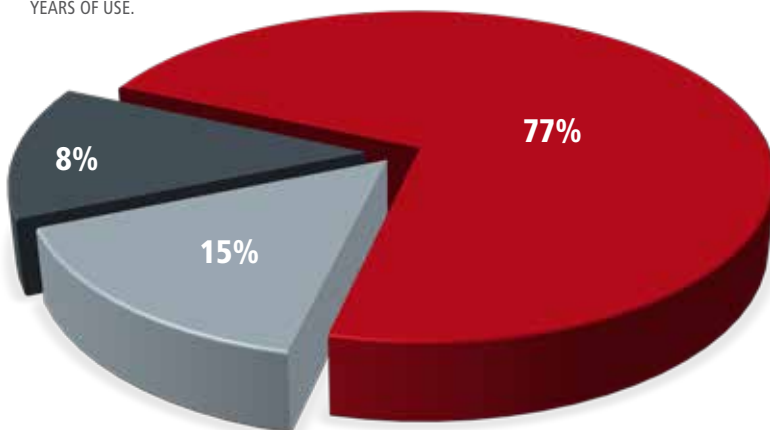
Variable speed with inverter drive

The reduction of energy consumption and the protection of our precious environmental resources is one of the major global challenges in our times. Thanks to decades of experience in the industry, Fini is recognised as a technological leader in the field of variable speed compressors, capable of guaranteeing high performance levels and efficient energy solutions. The optimised frequency converter provides the capability to dynamically regulate the frequency, voltage and current values supplied to the main electric motor, constantly eliminating useless power drops, continuously adjusting the compressed air generation in line with the amount of compressed air that is required.

The benefits of using the K-MAX VS with inverter are remarkable:

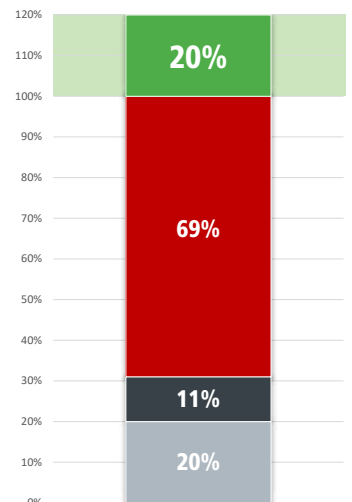
- ▶ continuous control and regulation of the compressed air volume by varying the electric motor's speed from 100% up to 40% to constantly match the plant air demand.
- ▶ the generated compressed air is therefore constantly proportional to the system requirements.
- ▶ the pressure control inside the compressed air network is accurately and precisely controlled within a range between 6 and 10 bar, depending on the chosen compressor model.

THE GRAPH INDICATES THE BREAKDOWN OF THE TOTAL COSTS DURING THE LIFE CYCLE OF A FIXED SPEED COMPRESSOR APPROPRIATE TO FIVE YEARS OF USE.



■ Energy consumption ■ Maintenance ■ Investment

THE HISTOGRAM SHOWS THE BREAKDOWN OF THE TOTAL COSTS DURING THE LIFE CYCLE OF A K-MAX VS DURING 5 YEARS OF USE, COMPARED TO A FIXED SPEED COMPRESSOR WITH THE SAME POWER.



■ Energy saving ■ Maintenance
■ Energy consumption ■ Investment

The calculation shown in the graphs is based on the energy analysis of a 11 kW K-MAX, considering 2000 hours of operation a year and an energy cost of about 0.17 €/kWh.

Analyze your company's consumption to minimize energy waste.



Compressed air is an essential resource in industrial applications, as well as one of the main sources of energy consumption. Energy costs are constantly increasing, therefore it is a fundamental need to monitor, analyse and reduce the energy consumption of the compressed air system. This not only applies for large companies, but equally for medium and small-sized facilities.

Why run an energy audit?

The energy efficiency of a compressed air system within a production facility, is a large influence on the company's entire production process, in terms of the potential for increased efficiency and reducing costs.

The energy audit is a process, that identifies potential efficiency improvements.

The report that we provide allows our customer to accurately identify the amount of energy being used and wasted, the energy that may be saved, along with suitable alternative equipment and controls to maximise energy efficiency, specific to the exact requirements and operational characteristics of the application.

Our experience at your service

Thanks to the consolidated experience in the industrial sector, Fini can provide companies with a detection and analysis service for professional auditing (EATool).

Furthermore, with "Demo Login" it is possible to simulate compressor operation to provide immediate technical assistance remotely and/or use it as a tool to train maintenance technicians and installers on the full operation of the Login controller.



EA 400
code 9062747


Ideal for compressors' rooms up to 3 units

- ▶ 4 analogue inputs:
 - 3 measuring clamps
 - 1 pressure sensor
- ▶ 1 extension for cables (10m long)
- ▶ 4.3" colour touch screen display

EA 500
code 9062748

Ideal for compressors' rooms up to 4 units

- ▶ 5 analogue inputs:
 - 4 measuring clamps
 - 1 pressure sensor
- ▶ 2 extensions for cables (10m long)
- ▶ 7" colour touch screen display



DEMO LOGIN
code 8101979

Ideal for technical assistance and training

- ▶ complete simulation of the functions of a compressor controlled from Login
- ▶ 3 potentiometers (pressure, oil temperature values, dryer temperature)
- ▶ 7 switches (alarm simulation and remote control)



K-MAX 5.5 - 15 kW FIXED SPEED

Model	Code	Air receiver			Air outflow rate			MAX		Air-end		dB(A)	BSP	kg	L x W x H (mm)	kg	L x W x H (mm)
		ℓ	kW	HP	l/min.	m ³ /min.	c.f.m.	bar	psi								
5.5 kW																	
K-MAX 5.5-10	V51PS92FNMA60	–	5.5	7.5	705	0.70	25	10	145	FS26	62	1/2"	162	830x680x850	176	940x770x1030	
K-MAX 5.5-10-270	V91PS92FNMA01	270	5.5	7.5	705	0.70	25	10	145	FS26	62	1/2"	239	1200x680x1540	266	1320x850x1720	
K-MAX 5.5-10-270 ES	V91PS92FNMB01	270	5.5	7.5	705	0.70	25	10	145	FS26	62	1/2"	277	1200x680x1540	303	1320x850x1720	
7.5 kW																	
K-MAX 7.5-10	V51PT92FNMA60	–	7.5	10	1050	1.05	37	10	145	FS26	62	1/2"	165	830x680x850	179	940x770x1030	
K-MAX 7.5-13	V51PY92FNMA60	–	7.5	10	705	0.70	25	13	189	FS26	62	1/2"	165	830x680x850	179	940x770x1030	
K-MAX 7.5-10 ES	V51PT92FNMB60	–	7.5	10	1050	1.05	37	10	145	FS26	62	1/2"	203	1120x710x850	223	1290x770x1030	
K-MAX 7.5-10-270	V91PT92FNMA01	270	7.5	10	1050	1.05	37	10	145	FS26	62	1/2"	242	1200x680x1540	268	1320x850x1720	
K-MAX 7.5-10-500	V83PT92FNMA01	500	7.5	10	1050	1.05	37	10	145	FS26	62	1/2"	292	2000x680x1520	332	2065x800x1680	
K-MAX 7.5-10-270 ES	V91PT92FNMB01	270	7.5	10	1050	1.05	37	10	145	FS26	62	1/2"	280	1200x680x1540	306	1320x850x1720	
K-MAX 7.5-10-500 ES	V83PT92FNMB01	500	7.5	10	1050	1.05	37	10	145	FS26	62	1/2"	330	2000x680x1520	370	2065x800x1680	
11 kW																	
K-MAX 11-08	V60PU92FNMA60	–	11	15	1700	1.7	60	8	116	FS50	67	3/4"	238	1030x730x1000	265	1240x850x1190	
K-MAX 11-10	V60PJ92FNMA60	–	11	15	1550	1.55	55	10	145	FS50	67	3/4"	238	1030x730x1000	265	1240x850x1190	
K-MAX 11-13	V60PW92FNMA60	–	11	15	1200	1.2	42	13	189	FS50	67	3/4"	238	1030x730x1000	265	1240x850x1190	
K-MAX 11-08 ES	V60PU92FNMB60	–	11	15	1700	1.7	60	8	116	FS50	67	3/4"	283	1400x760x1000	303	1505x810x1180	
K-MAX 11-10 ES	V60PJ92FNMB60	–	11	15	1550	1.55	55	10	145	FS50	67	3/4"	283	1400x760x1000	303	1505x810x1180	
K-MAX 11-13 ES	V60PW92FNMB60	–	11	15	1200	1.2	42	13	189	FS50	67	3/4"	283	1400x760x1000	303	1505x810x1180	
K-MAX 11-08-500	V83PU92FNMA01	500	11	15	1700	1.7	60	8	116	FS50	67	3/4"	365	2000x730x1660	405	2065x800x1850	
K-MAX 11-10-500	V83PJ92FNMA01	500	11	15	1550	1.55	55	10	145	FS50	67	3/4"	365	2000x730x1660	405	2065x800x1850	
K-MAX 11-13-500	V83PW92FNMA01	500	11	15	1200	1.2	42	13	189	FS50	67	3/4"	400	2000x730x1660	440	2065x800x1850	
K-MAX 11-08-500 ES	V83PU92FNMB01	500	11	15	1700	1.7	60	8	116	FS50	67	3/4"	410	2000x730x1660	450	2065x800x1850	
K-MAX 11-10-500 ES	V83PJ92FNMB01	500	11	15	1550	1.55	55	10	145	FS50	67	3/4"	410	2000x730x1660	450	2065x800x1850	
K-MAX 11-13-500 ES	V83PW92FNMB01	500	11	15	1200	1.2	42	13	189	FS50	67	3/4"	442	2000x730x1660	482	2065x800x1850	
15 kW																	
K-MAX 15-10	V60PV92FNMA60	–	15	20	2100	2.1	74	10	145	FS50	67	3/4"	248	1030x730x1000	275	1240x850x1190	
K-MAX 15-13	V60PX92FNMA60	–	15	20	1550	1.55	55	13	189	FS50	67	3/4"	248	1030x730x1000	275	1240x850x1190	
K-MAX 15-10 ES	V60PV92FNMB60	–	15	20	2100	2.1	74	10	145	FS50	67	3/4"	293	1400x760x1000	313	1505x810x1180	
K-MAX 15-13 ES	V60PX92FNMB60	–	15	20	1550	1.55	55	13	189	FS50	67	3/4"	293	1400x760x1000	313	1505x810x1180	
K-MAX 15-10-500	V83PV92FNMA01	500	15	20	2100	2.1	74	10	145	FS50	67	3/4"	375	2000x730x1660	415	2065x850x1850	
K-MAX 15-13-500	V83PX92FNMA01	500	15	20	1550	1.55	55	13	189	FS50	67	3/4"	404	2000x730x1660	444	2065x850x1850	
K-MAX 15-10-500 ES	V83PV92FNMB01	500	15	20	2100	2.1	74	10	145	FS50	67	3/4"	420	2000x730x1660	460	2065x850x1850	
K-MAX 15-13-500 ES	V83PX92FNMB01	500	15	20	1550	1.55	55	13	189	FS50	67	3/4"	452	2000x730x1660	492	2065x850x1850	

ES = with refrigeration dryer (there are no internal filters).
Reference conditions: air intake temperature 20°C (68°F) – atmospheric pressure 1 bar (14.5 p.s.i.).
Air flow was measured in the following operating pressure values: 8 bar for "08" models -
10 bar for "10" models - 13 bar for "13" models.
The data and results were measured in accordance with standard ISO 1217.
The sound level was measured in accordance with standard ISO 3744.

K-MAX 7.5 - 15 kW VARIABLE SPEED

Model	Code	Air receiver			Air outflow rate (min. - max.)			MAX		Air-end		dB(A)	BSP	kg	L		H	
		ℓ	kW	HP	l/min.	m³/min.	c.f.m.	bar	psi	L x P x H (mm)	kg				L x P x H (mm)			
7.5 kW																		
K-MAX 7.5-08 VS	V51QT97FNMA60	-	7.5	10	600-1300	0.60-1.30	21-46	8	116	FS26	63	1/2"	172	830x680x850	186	940x770x1030		
K-MAX 7.5-10 VS	V51PT97FNMA60	-	7.5	10	500-1100	0.50-1.10	18-39	10	145	FS26	63	1/2"	172	830x680x850	186	940x770x1030		
K-MAX 7.5-13 VS	V51PY97FNMA60	-	7.5	10	210-621	0.21-0.62	7-24	13	189	FS26	63	1/2"	172	830x680x850	186	940x770x1030		
K-MAX 7.5-08 ES VS	V51QT97FNMB60	-	7.5	10	600-1300	0.60-1.30	21-46	8	116	FS26	63	1/2"	210	1120x710x850	230	1290x770x1030		
K-MAX 7.5-10 ES VS	V51PT97FNMB60	-	7.5	10	500-1100	0.50-1.10	18-39	10	145	FS26	63	1/2"	210	1120x710x850	230	1290x770x1030		
K-MAX 7.5-13 ES VS	V51PY97FNMB60	-	7.5	10	210-621	0.21-0.62	7-24	13	189	FS26	63	1/2"	210	1120x710x850	230	1290x770x1030		
K-MAX 7.5-08-270 VS	V91QT97FNMA01	270	7.5	10	600-1300	0.60-1.30	21-46	8	116	FS26	63	1/2"	250	1200x680x1540	278	1320x850x1720		
K-MAX 7.5-10-270 VS	V91PT97FNMA01	270	7.5	10	500-1100	0.50-1.10	18-39	10	145	FS26	63	1/2"	250	1200x680x1540	276	1320x850x1720		
K-MAX 7.5-13-270 VS	V91PY97FNMA01	270	7.5	10	210-621	0.21-0.62	7-24	13	189	FS26	63	1/2"	273	1200x680x1540	299	1320x850x1720		
K-MAX 7.5-08-270 ES VS	V91QT97FNMB01	270	7.5	10	600-1300	0.60-1.30	21-46	8	116	FS26	63	1/2"	290	1200x680x1540	316	1320x850x1720		
K-MAX 7.5-10-270 ES VS	V91PT97FNMB01	270	7.5	10	500-1100	0.50-1.10	18-39	10	145	FS26	63	1/2"	290	1200x680x1540	316	1320x850x1720		
K-MAX 7.5-13-270 ES VS	V91PY97FNMB01	270	7.5	10	210-621	0.21-0.62	7-24	13	189	FS26	63	1/2"	313	1200x680x1540	339	1320x850x1720		
11 kW																		
K-MAX 11-08 VS	V60PU97FNMA60	-	11	15	680-1700	0.68-1.70	24-60	8	116	FS50	67	3/4"	246	1030x730x1000	273	1240x850x1190		
K-MAX 11-10 VS	V60PJ97FNMA60	-	11	15	620-1580	0.62-1.58	22-56	10	145	FS50	67	3/4"	246	1030x730x1000	273	1240x850x1190		
K-MAX 11-13 VS	V60PW97FNMA60	-	11	15	370-1250	0.37-1.25	13-44	13	189	FS50	67	3/4"	246	1030x730x1000	273	1240x850x1190		
K-MAX 11-08 ES VS	V60PU97FNMB60	-	11	15	680-1700	0.68-1.70	24-60	8	116	FS50	67	3/4"	290	1400x760x1000	310	1505x810x1180		
K-MAX 11-10 ES VS	V60PJ97FNMB60	-	11	15	620-1580	0.62-1.58	22-56	10	145	FS50	67	3/4"	290	1400x760x1000	310	1505x810x1180		
K-MAX 11-13 ES VS	V60PW97FNMB60	-	11	15	370-1250	0.37-1.25	13-44	13	189	FS50	67	3/4"	290	1400x760x1000	310	1505x810x1180		
K-MAX 11-08-500 VS	V83PU97FNMA01	500	11	15	680-1700	0.68-1.70	24-60	8	116	FS50	67	3/4"	372	2000x730x1660	402	2065x800x1850		
K-MAX 11-10-500 VS	V83PJ97FNMA01	500	11	15	620-1580	0.62-1.58	22-56	10	145	FS50	67	3/4"	372	2000x730x1660	402	2065x800x1850		
K-MAX 11-13-500 VS	V83PW97FNMA01	500	11	15	370-1250	0.37-1.25	13-44	13	189	FS50	67	3/4"	404	2000x730x1660	444	2065x800x1850		
K-MAX 11-08-500 ES VS	V83PU97FNMB01	500	11	15	680-1700	0.68-1.70	24-60	8	116	FS50	67	3/4"	420	2000x730x1660	460	2065x800x1850		
K-MAX 11-10-500 ES VS	V83PJ97FNMB01	500	11	15	620-1580	0.62-1.58	22-56	10	145	FS50	67	3/4"	420	2000x730x1660	460	2065x800x1850		
K-MAX 11-13-500 ES VS	V83PW97FNMB01	500	11	15	370-1250	0.37-1.25	13-44	13	189	FS50	67	3/4"	452	2000x730x1660	492	2065x800x1850		
15 kW																		
K-MAX 15-08 VS	V60PI97FNMA60	-	15	20	950-2500	0.95-2.50	34-88	8	116	FS50	67	3/4"	263	1030x730x1000	290	1240x850x1190		
K-MAX 15-10 VS	V60PV97FNMA60	-	15	20	840-2100	0.84-2.10	30-74	10	145	FS50	67	3/4"	263	1030x730x1000	290	1240x850x1190		
K-MAX 15-13 VS	V60PX97FNMA60	-	15	20	590-1600	0.59-1.60	21-57	13	189	FS50	67	3/4"	263	1030x730x1000	290	1240x850x1190		
K-MAX 15-08 ES VS	V60PI97FNMB60	-	15	20	950-2500	0.95-2.50	34-88	8	116	FS50	67	3/4"	308	1400x760x1000	328	1505x810x1180		
K-MAX 15-10 ES VS	V60PV97FNMB60	-	15	20	840-2100	0.84-2.10	30-74	10	145	FS50	67	3/4"	308	1400x760x1000	328	1505x810x1180		
K-MAX 15-13 ES VS	V60PX97FNMB60	-	15	20	590-1600	0.59-1.60	21-57	13	189	FS50	67	3/4"	308	1400x760x1000	328	1505x810x1180		
K-MAX 15-08-500 VS	V83PI97FNMA01	500	15	20	950-2500	0.95-2.50	34-88	8	116	FS50	67	3/4"	390	2000x730x1660	430	2065x850x1850		
K-MAX 15-10-500 VS	V83PV97FNMA01	500	15	20	840-2100	0.84-2.10	30-74	10	145	FS50	67	3/4"	390	2000x730x1660	430	2065x850x1850		
K-MAX 15-13-500 VS	V83PX97FNMA01	500	15	20	590-1600	0.59-1.60	21-57	13	189	FS50	67	3/4"	423	2000x730x1660	463	2065x850x1850		
K-MAX 15-08-500 ES VS	V83PI97FNMB01	500	15	20	950-2500	0.95-2.50	34-88	8	116	FS50	67	3/4"	435	2000x730x1660	475	2065x850x1850		
K-MAX 15-10-500 ES VS	V83PV97FNMB01	500	15	20	840-2100	0.84-2.10	30-74	10	145	FS50	67	3/4"	435	2000x730x1660	475	2065x850x1850		
K-MAX 15-13-500 ES VS	V83PX97FNMB01	500	15	20	590-1600	0.59-1.60	21-57	13	189	FS50	67	3/4"	467	2000x730x1660	507	2065x850x1850		

ES = with refrigeration dryer (there are no internal filters).

VS = variable speed.

Reference conditions: air intake temperature 20°C (68°F) – atmospheric pressure 1 bar (14.5 p.s.i.).

Air flow was measured in the following operating pressure values: 7.5 bar for "08" models -

9.5 bar for "10" models - 12.5 bar for "13" models.

The data and results were measured in accordance with standard ISO 1217.

The sound level was measured in accordance with standard ISO 3744.

A world of tailor-made services for our customers.

Fini, with 70 years of experience and know-how, is one of the reference brands for compressed air in the industrial sector, a leadership proven by thousands of installations all over the world.

Besides high quality products and with technological content, Fini offers a series of customer-oriented services: the first aim is that of guaranteeing an all-around technical and commercial support, by identifying needs and offering the most suitable solutions in order to satisfy them, thus nurturing a relation of mutual cooperation and trust over time.



Fini avails itself of a competent and motivated team that is able to provide its customers, wherever they are in the world, with all the necessary support: telephone help desk, exploded views and spare parts lists, on-site technical consultancy, customised quotations, turnkey projects, maintenance and warranty extension programs, refresher courses, etc.



The importance of original spare parts

- ▶ **FSN original spare parts** have been rigorously selected, checked and tested by specialised technicians to ensure the utmost efficiency and endurance of the compressor. The parts are stocked in our "LOGIMAT" centralised and automated warehouse in Zola Predosa (BO) - Italy, where 12,000 part codes on 10,000 sqm are managed every day.
- ▶ Specialised staff are continuously in contact with our distribution centres worldwide, to deliver spare parts to our customers in the shortest possible time. Furthermore, our "Hot-Line" service is able to prepare and ship urgent orders on the same day.

Long Life Kit for screw compressors scheduled maintenance

- ▶ To make it easier to replace components throughout the various maintenance intervals specified in the use and maintenance manuals, Fini developed its **LONG LIFE KITS**, specifically created for all Fini screw compressor models. Using **FSN Long Life Kit** ensures the maximum performances of the compressor over time. The LLK catalog with the codes suitable for the whole K-MAX range is available on the Fini website.



The use of FSN original spare parts extend the life and efficiency of your compressor.



Specific lubricants for screw compressors

Mineral oil RotarECOFLUID 46 cSt

#600000020	1 x 3.8-litre can (3.3 kg)
#600000021	1 x 20-litre can (17.36 kg)
#600000022	1 x 200-litre drum (174 kg)

Formulated with high quality selected mineral oil, this lubricant offers optimal control of oxidation and residue deposits as well as an excellent level of thermal stability and oxidation to ensure the longevity of equipment and continued high performance.



Synthetic oil RotEnergyPLUS 46 cSt

#600000018A	1 x 3.8-litre can (3.25 kg)
#600000007A	1 x 19-litre can (16 kg)
#600000012A	1 x 208-litre drum (181 kg)

Ensures quick water separation with reduced friction and energy consumption, provides long maintenance intervals and ensures excellent lubrication of the bearings while offering an excellent protection throughout.

The use of low-quality lubricants may cause irreparable damages to the compressor or lead to unforeseen repair and maintenance costs. The original FSN lubricants, with synthetic or mineral base, have been specifically designed for use on our screw compressors, supplied by the world leading manufacturers to maintain efficiency and reliability over time. They are available in cans or drums.

We recommend changing synthetic or mineral oil according to the schedule provided in the compressor use and maintenance manual, or once a year. We recommend using our mineral RotarECOFLUID oil or synthetic RotEnergy oil (OILS ARE NOT INCLUDED IN LONG LIFE KITS).

Synthetic oil RotEnergyFOOD 46 cSt

#600000019A	1 x 3.9-litre can (3.25 kg)
#600000016A	1 x 19-litre can (18.5 kg)
#600000017A	1 x 208-litre drum (175 kg)

A high quality lubricant for rotary compressors, suitable for use in the food industry, where specific quality standards are required.



Online exploded drawings and spare parts lists

- ▶ All the exploded drawings and the spare parts lists for every compressor model are available at any time on the Fini website:

www.finicompressors.com



A wide range of solutions for industrial applications



- TERA**
 Oil-injected rotary screw compressors with direct transmission without gears, at fixed or variable speed and power range from 110 to 250 kW.
- K-MAX**
 Oil-injected rotary screw compressors with direct transmission and power range from 18.5 to 90 kW, at fixed or variable speed with permanent magnet motors.
- MiniCUBE**
 Oil-injected rotary screw compressors with direct transmission and power of 2.2 kW.
- CUBE**
 Oil-injected rotary screw compressors, with direct transmission and power range from 4 to 7.5 kW.
- MICRO - PLUS**
 Oil-injected rotary screw compressors with belt transmission, at fixed or variable speed and power range from 2.2 to 75 kW
- OS Scroll**
 Single and multi-scroll fixed speed oil-free compressors with power range from 2.2 to 30 kW.
- AIR TREATMENT**
 Air driers, filters, accessories and a wide range of products for compressed air treatment.

The "Trust" warranty can be easily extended online through EasyConnect, the new Fini service portal specially created to simplify customers' lives by providing them with quick, clear responses about product availability, order management and goods shipping times.




Protect your investment, extend the warranty up to **5** years!

When installing your new Fini screw compressor, join the "Trust" Warranty 3- to 5-year extension program to benefit from countless advantages by maximising the effectiveness, safety and duration over time of your investment. Thanks to scheduled maintenance programs exclusively performed by FINI Authorised Assistance Centres, you can rely on timely, highly professional service, as well as on the use of only original spare parts guaranteed by the FSN brand.



FNA S.p.A. Via Einaudi, 6
 10070 Robassomero Torino ITALY
 T: +39 011 92 33 000 F: +39 011 92 41 138

BOLOGNA PLANT:
 Via Toscana, 21 40069 Zola Predosa Bologna ITALY
 T: +39 051 61 68 111 F: +39 051 75 24 08
 info@fnacompressors.com
www.fnacompressors.com



a brand of



Follow us on:



finicompressors.com

